

FORM NO. MGT-7

[Pursuant to sub-Section(1) of section 92 of the Companies Act, 2013 and sub-rule (1) of rule 11of the Companies (Management and Administration) Rules, 2014]



Annual Return (other than OPCs and Small Companies)

Form language ☒ English ☐ Hindi

Refer the instruction kit for filing the form.

I. REGISTRATION AND OTHER DETAILS

(i) * Corporate Identification Number (CIN) of the company

L15146GJ1999PLC035320

Pre-fill

Global Location Number (GLN) of the company

* Permanent Account Number (PAN) of the company

AABCA8056G

(ii) (a) Name of the company

AWL AGRI BUSINESS LIMITED

(b) Registered office address

FORTUNE HOUSE, NEAR NAVRANGPURA RAILWAY CROSSING, NA
AHMEDABAD
Gujarat
380009
India



(c) *e-mail ID of the company

darshil.lakhia@awl.in

(d) *Telephone number with STD code

07926455750

(e) Website

www.awl.in

(iii) Date of Incorporation

22/01/1999

(iv)	Type of the Company	Category of the Company	Sub-category of the Company
	Public Company	Company limited by shares	Indian Non-Government company

(v) Whether company is having share capital

☒ Yes

☐ No

(vi) *Whether shares listed on recognized Stock Exchange(s)

☒ Yes

☐ No

(a) Details of stock exchanges where shares are listed

S. No.	Stock Exchange Name	Code
1	BSE LIMITED	1
2	NATIONAL STOCK EXCHANGE OF INDIA LIMITED	1,024

(b) CIN of the Registrar and Transfer Agent

U67190MH1999PTC118368

Pre-fill

Name of the Registrar and Transfer Agent

MUFG INTIME INDIA PRIVATE LIMITED

Registered office address of the Registrar and Transfer Agents

C-101, 1st Floor, 247 Park, Lal Bahadur Shastri Marg, Vikh
roli (West), NA

(vii) *Financial year From date 01/04/2024 (DD/MM/YYYY) To date 31/03/2025 (DD/MM/YYYY)

(viii) *Whether Annual general meeting (AGM) held ☒ Yes ☐ No

(a) If yes, date of AGM

(b) Due date of AGM

31/08/2025

(c) Whether any extension for AGM granted ☐ Yes ☒ No

II. PRINCIPAL BUSINESS ACTIVITIES OF THE COMPANY

*Number of business activities 2






S.No	Main Activity group code	Description of Main Activity group	Business Activity Code	Description of Business Activity	% of turnover of the company
1	C	Manufacturing	C1	Food, beverages and tobacco products	95
2	G	Trade	G1	Wholesale Trading	5

III. PARTICULARS OF HOLDING, SUBSIDIARY AND ASSOCIATE COMPANIES (INCLUDING JOINT VENTURES)

*No. of Companies for which information is to be given 9

Pre-fill All

S.No	Name of the company	CIN / FCRN	Holding/ Subsidiary/Associate/ Joint Venture	% of shares held
1	GOLDEN VALLEY AGROTECH P +	U23200GJ2010PTC060954	Subsidiary	100

2	AWL EDIBLE OILS AND FOODS 	U74999MH2018PTC311941	Subsidiary	100
3	OMKAR CHEMICAL INDUSTRIES 	U24304GJ2020PTC118468	Subsidiary	67
4	AWL AGRI HOLDINGS PTE LTD		Subsidiary	100
5	LEVERIAN HOLDINGS PTE LTD		Subsidiary	100
6	BANGLADESH EDIBLE OIL LIMIT 		Subsidiary	100
7	VISHAKHA POLYFAB PRIVATE L 	U17110GJ1993PTC020968	Joint Venture	50
8	AWN AGRO PRIVATE LIMITED	U15143GJ2011PTC064651	Joint Venture	50
9	K.T.V. HEALTH FOOD PRIVATE L 	U15143TN2002PTC049397	Joint Venture	50

IV. SHARE CAPITAL, DEBENTURES AND OTHER SECURITIES OF THE COMPANY

(i) * SHARE CAPITAL

(a) Equity share capital

Particulars	Authorised capital	Issued capital	Subscribed capital	Paid up capital
Total number of equity shares	3,627,600,000	1,299,678,605	1,299,678,605	1,299,678,605
Total amount of equity shares (in Rupees)	3,627,600,000	1,299,678,605	1,299,678,605	1,299,678,605

Number of classes

1

Class of Shares	Authorised capital	Issued capital	Subscribed capital	Paid up capital
Number of equity shares	3,627,600,000	1,299,678,605	1,299,678,605	1,299,678,605
Nominal value per share (in rupees)	1	1	1	1
Total amount of equity shares (in rupees)	3,627,600,000	1,299,678,605	1,299,678,605	1,299,678,605

(b) Preference share capital

Particulars	Authorised capital	Issued capital	Subscribed capital	Paid-up capital
Total number of preference shares	0	0	0	0
Total amount of preference shares (in rupees)	0	0	0	0

Number of classes

0

Class of shares	Authorised capital	Issued capital	Subscribed capital	Paid up capital
Number of preference shares				
Nominal value per share (in rupees)				
Total amount of preference shares (in rupees)	0	0		

(c) Unclassified share capital

Particulars	Authorised Capital
Total amount of unclassified shares	0

(d) Break-up of paid-up share capital

Class of shares	Number of shares			Total nominal amount	Total Paid-up amount	Total premium
Equity shares	Physical	DEMAT	Total			
At the beginning of the year	1	1,299,678,612	1299678605	1,299,678,612	1,299,678,612	
Increase during the year	0	0	0	0	0	0
i. Public Issues	0	0	0	0	0	0
ii. Rights issue	0	0	0	0	0	0
iii. Bonus issue	0	0	0	0	0	0
iv. Private Placement/ Preferential allotment	0	0	0	0	0	0
v. ESOPs	0	0	0	0	0	0
vi. Sweat equity shares allotted	0	0	0	0	0	0
vii. Conversion of Preference share	0	0	0	0	0	0
viii. Conversion of Debentures	0	0	0	0	0	0
ix. GDRs/ADRs	0	0	0	0	0	0
x. Others, specify						
SHARES DEMATERIALIZED						
Decrease during the year	0	0	0	0	0	0
i. Buy-back of shares	0	0	0	0	0	0
ii. Shares forfeited	0	0	0	0	0	0
iii. Reduction of share capital	0	0	0	0	0	0

iv. Others, specify						
SHARES DEMATERIALISED						
At the end of the year	1	1,299,678,6	1299678605	1,299,678,6	1,299,678,6	
Preference shares						
At the beginning of the year	0	0	0	0	0	
Increase during the year	0	0	0	0	0	0
i. Issues of shares	0	0	0	0	0	0
ii. Re-issue of forfeited shares	0	0	0	0	0	0
iii. Others, specify						
Decrease during the year	0	0	0	0	0	0
i. Redemption of shares	0	0	0	0	0	0
ii. Shares forfeited	0	0	0	0	0	0
iii. Reduction of share capital	0	0	0	0	0	0
iv. Others, specify						
At the end of the year	0	0	0	0	0	

ISIN of the equity shares of the company

INE699H01024

(ii) Details of stock split/consolidation during the year (for each class of shares)

0

Class of shares		(i)	(ii)	(iii)
Before split / Consolidation	Number of shares			
	Face value per share			
After split / Consolidation	Number of shares			
	Face value per share			

(iii) Details of shares/Debentures Transfers since closure date of last financial year (or in the case of the first return at any time since the incorporation of the company) *

☒ Nil

[Details being provided in a CD/Digital Media]

☐

Yes

☐

No

☐

Not Applicable

Separate sheet attached for details of transfers

☐

Yes

☐

No

Note: In case list of transfer exceeds 10, option for submission as a separate sheet attachment or submission in a CD/Digital Media may be shown.

Date of the previous annual general meeting	<input type="text"/>
---	----------------------

Date of registration of transfer (Date Month Year)	<input type="text"/>
--	----------------------

Type of transfer	<input type="text"/>	1 - Equity, 2- Preference Shares,3 - Debentures, 4 - Stock
------------------	----------------------	--

Number of Shares/ Debentures/ Units Transferred	<input type="text"/>	Amount per Share/ Debenture/Unit (in Rs.)	<input type="text"/>
---	----------------------	---	----------------------

Ledger Folio of Transferor	<input type="text"/>
----------------------------	----------------------

Transferor's Name	<input type="text"/>	<input type="text"/>	<input type="text"/>
-------------------	----------------------	----------------------	----------------------

	Surname	middle name	first name
--	---------	-------------	------------

Ledger Folio of Transferee	<input type="text"/>
----------------------------	----------------------

Transferee's Name	<input type="text"/>	<input type="text"/>	<input type="text"/>
-------------------	----------------------	----------------------	----------------------

	Surname	middle name	first name
--	---------	-------------	------------

Date of registration of transfer (Date Month Year)	<input type="text"/>
--	----------------------

Type of transfer	<input type="text"/>	1 - Equity, 2- Preference Shares,3 - Debentures, 4 - Stock
------------------	----------------------	--

Number of Shares/ Debentures/ Units Transferred	<input type="text"/>	Amount per Share/ Debenture/Unit (in Rs.)	<input type="text"/>
---	----------------------	---	----------------------

Ledger Folio of Transferor <div style="border: 1px solid black; width: 500px; height: 25px; margin-left: 10px;"></div>			
Transferor's Name	<div style="border: 1px solid black; width: 100%; height: 25px;"></div>	<div style="border: 1px solid black; width: 100%; height: 25px;"></div>	<div style="border: 1px solid black; width: 100%; height: 25px;"></div>
	Surname	middle name	first name
Ledger Folio of Transferee <div style="border: 1px solid black; width: 500px; height: 25px; margin-left: 10px;"></div>			
Transferee's Name	<div style="border: 1px solid black; width: 100%; height: 25px;"></div>	<div style="border: 1px solid black; width: 100%; height: 25px;"></div>	<div style="border: 1px solid black; width: 100%; height: 25px;"></div>
	Surname	middle name	first name

(iv) *Debentures (Outstanding as at the end of financial year)

Particulars	Number of units	Nominal value per unit	Total value
Non-convertible debentures	0	0	0
Partly convertible debentures	0	0	0
Fully convertible debentures	0	0	0
Total			0

Details of debentures

Class of debentures	Outstanding as at the beginning of the year	Increase during the year	Decrease during the year	Outstanding as at the end of the year
Non-convertible debentures	0	0	0	0
Partly convertible debentures	0	0	0	0
Fully convertible debentures	0	0	0	0

(v) Securities (other than shares and debentures)

0

Type of Securities	Number of Securities	Nominal Value of each Unit	Total Nominal Value	Paid up Value of each Unit	Total Paid up Value
Total					

V. *Turnover and net worth of the company (as defined in the Companies Act, 2013)

(i) Turnover

615,733,700,000

(ii) Net worth of the Company

93,678,100,000

VI. (a) *SHARE HOLDING PATTERN - Promoters

S. No.	Category	Equity		Preference	
		Number of shares	Percentage	Number of shares	Percentage
1.	Individual/Hindu Undivided Family				
	(i) Indian	0	0	0	
	(ii) Non-resident Indian (NRI)	0	0	0	
	(iii) Foreign national (other than NRI)	0	0	0	
2.	Government				
	(i) Central Government	0	0	0	
	(ii) State Government	0	0	0	
	(iii) Government companies	0	0	0	
3.	Insurance companies	0	0	0	
4.	Banks	0	0	0	
5.	Financial institutions	0	0	0	
6.	Foreign institutional investors	0	0	0	
7.	Mutual funds	0	0	0	
8.	Venture capital	0	0	0	
9.	Body corporate (not mentioned above)	966,437,556	74.36	0	
10.	Others	0	0	0	
	Total	966,437,556	74.36	0	0

Total number of shareholders (promoters)

2

(b) *SHARE HOLDING PATTERN - Public/Other than promoters

S. No.	Category	Equity		Preference	
		Number of shares	Percentage	Number of shares	Percentage

1.	Individual/Hindu Undivided Family				
	(i) Indian	135,333,278	10.41	0	
	(ii) Non-resident Indian (NRI)	3,525,798	0.27	0	
	(iii) Foreign national (other than NRI)	0	0	0	
2.	Government				
	(i) Central Government	0	0	0	
	(ii) State Government	0	0	0	
	(iii) Government companies	0	0	0	
3.	Insurance companies	5,490,983	0.42	0	
4.	Banks	0	0	0	
5.	Financial institutions	0	0	0	
6.	Foreign institutional investors	56,020,176	4.31	0	
7.	Mutual funds	110,127,043	8.47	0	
8.	Venture capital	0	0	0	
9.	Body corporate (not mentioned above)	13,322,324	1.03	0	
10.	Others Alternate Investment Fund: +	9,421,447	0.72	0	
	Total	333,241,049	25.63	0	0

Total number of shareholders (other than promoters)

1,057,693

**Total number of shareholders (Promoters+Public/
Other than promoters)**

1,057,695

(c) *Details of Foreign institutional investors' (FIIs) holding shares of the company

140

Name of the FII	Address	Date of Incorporation	Country of Incorporation	Number of shares held	% of shares held
DFA INTERNATIONAL +	STANDARD CHARTERED BANK SEC +			17,390	0
DIMENSIONAL EMERG +	CITIBANK N.A. CUSTODY SERVICES +			24,858	0
DOVETAIL GLOBAL FU +	6TH FLOOR TWO TRIBECA TRIBECA/ +			7,351	0
EMERGING MARKETS +	JP Morgan Chase Bank N.A, INDIA +			1,373,156	0.1

Name of the FII	Address	Date of Incorporation	Country of Incorporation	Number of shares held	% of shares held
EMERGING MARKETS I	CITIBANK N.A. CUSTODY SERVICES			1,136	0
FRANKLIN EMERGING	DEUTSCHE BANK AG, DB HOUSE H			400	0
FRANKLIN TEMPLETO	DEUTSCHE BANK AG, DB HOUSE H			818	0
GOLDMAN SACHS ETF	DEUTSCHE BANK AG, DB HOUSE H			2,444	0
IBM DIVERSIFIED GLO	CITIBANK N.A. CUSTODY SERVICES			39,430	0
KINGSMAN WEALTH F	ICICI BANK LTD 1 ST FLOOR EMPIR			42,133	0
LEGAL & GENERAL ICA	CITIBANK N.A. CUSTODY SERVICES			1,917	0
MANAGED PENSION F	DEUTSCHE BANK AG DB HOUSE, H			477,697	0.03
MIRAE ASSET INDIA M	CITIBANK N.A. CUSTODY SERVICES			1,018,000	0.07
ALLSTARS INVESTMEN	ORBIS FINANCIAL CORPORATION I			405,432	0.03
CIBC EMERGING MARK	DEUTSCHE BANK AG, DB HOUSE H			1,213	0
DIMENSIONAL EMERG	CITIBANK N.A. CUSTODY SERVICES			83,737	0
DIMENSIONAL EMERG	CITIBANK N.A. CUSTODY SERVICES			836	0
ELITE BUSINESSMEN S	ORBIS FINANCIAL CORPORATION I			788	0
ELM PARK FUND LIMIT	ICICI BANK LIMITED SMS DEPT., 1 S			4,018,148	0.3
EMERGING MARKETS C	CITIBANK N.A. CUSTODY SERVICES			109,623	0
EMERGING MARKETS T	DEUTSCHE BANK AG, DB HOUSE H			103,982	0
FRANKLIN TEMPLETO	DEUTSCHE BANK AG, DB HOUSE H			618	0
FRANKLIN TEMPLETO	DEUTSCHE BANK AG, DB HOUSE H			19,787	0
GOLDMAN SACHS ETF	DEUTSCHE BANK AG, DB HOUSE, H			2,343	0
GOLDMAN SACHS INV	STANDARD CHARTERED BANK Sec			24,101	0

VII. *NUMBER OF PROMOTERS, MEMBERS, DEBENTURE HOLDERS
(Details, Promoters, Members (other than promoters), Debenture holders)

Details	At the beginning of the year	At the end of the year
Promoters	2	2
Members (other than promoters)	1,173,448	1,057,693
Debenture holders	0	0

VIII. DETAILS OF DIRECTORS AND KEY MANAGERIAL PERSONNEL

(A) *Composition of Board of Directors

Category	Number of directors at the beginning of the year		Number of directors at the end of the year		Percentage of shares held by directors as at the end of year	
	Executive	Non-executive	Executive	Non-executive	Executive	Non-executive
A. Promoter	0	0	0	0	0	0
B. Non-Promoter	2	5	2	5	0	0
(i) Non-Independent	2	1	2	1	0	0
(ii) Independent	0	4	0	4	0	0
C. Nominee Directors representing	0	0	0	0	0	0
(i) Banks & FIs	0	0	0	0	0	0
(ii) Investing institutions	0	0	0	0	0	0
(iii) Government	0	0	0	0	0	0
(iv) Small share holders	0	0	0	0	0	0
(v) Others	0	0	0	0	0	0
Total	2	5	2	5	0	0

Number of Directors and Key managerial personnel (who is not director) as on the financial year end date

9

(B) (i) *Details of directors and Key managerial personnel as on the closure of financial year

Name	DIN/PAN	Designation	Number of equity share(s) held	Date of cessation (after closure of financial year : If any)
DORAB ERACH MISTI	07245114	Director	0	

Name	DIN/PAN	Designation	Number of equity share(s) held	Date of cessation (after closure of financial year : If any)
KUOK KHOON HONG	00021957	Director	0	
ANGSHU MALLICK	02481358	Managing Director	2,468	
MADHU RAMACHANDRAN	02683483	Director	0	
ANUP PRAVIN SHAH	00293207	Director	0	
DIPALI HEMANT SHENDE	07556685	Director	2,340	
RAVINDRA KUMAR SINGH	08253320	Whole-time director	2,340	
SHRIKANT KANHERE	ABSPK4804D	CFO	2,340	
DARSHIL LAKHIA	ACOPL6984C	Company Secretary	2,340	

(ii) Particulars of change in director(s) and Key managerial personnel during the year

2

Name	DIN/PAN	Designation at the beginning / during the financial year	Date of appointment/ change in designation/ cessation	Nature of change (Appointment/ Change in designation/ Cessation)
PRANAV ADANI	00008457	Director	30/12/2024	CESSATION
DR. MALAY MAHAJAN	00064110	Director	30/12/2024	CESSATION

IX. MEETINGS OF MEMBERS/CLASS OF MEMBERS/BOARD/COMMITTEES OF THE BOARD OF DIRECTORS

A. MEMBERS/CLASS /REQUISITIONED/NCLT/COURT CONVENED MEETINGS

Number of meetings held

3

Type of meeting	Date of meeting	Total Number of Members entitled to attend meeting	Attendance	
			Number of members attended	% of total shareholding
Annual General Meeting	26/06/2024	1,194,069	136	0
Postal Ballot	29/11/2024	1,107,769	2,445	0
Postal Ballot	23/02/2025	1,086,852	1,870	0

B. BOARD MEETINGS

*Number of meetings held

9

S. No.	Date of meeting	Total Number of directors associated as on the date of meeting	Attendance	
			Number of directors attended	% of attendance
1	01/05/2024	9	8	88.89
2	26/06/2024	9	8	88.89
3	29/07/2024	9	8	88.89
4	01/08/2024	9	8	88.89
5	24/10/2024	9	9	100
6	29/10/2024	9	9	100
7	30/12/2024	9	9	100
8	27/01/2025	7	7	100
9	18/02/2025	7	7	100

C. COMMITTEE MEETINGS

Number of meetings held

19

S. No.	Type of meeting	Date of meeting	Total Number of Members as on the date of the meeting	Attendance	
				Number of members attended	% of attendance
1	Audit Committee	30/04/2024	6	6	100
2	Corporate Social Responsibility	30/04/2024	4	3	75
3	Nomination and Remuneration	30/04/2024	6	5	83.33
4	Stakeholders' Meeting	30/04/2024	4	3	75
5	Environmental Management	01/05/2024	6	6	100
6	Nomination and Remuneration	26/06/2024	6	5	83.33
7	Audit Committee	29/07/2024	6	6	100
8	Nomination and Remuneration	29/07/2024	6	6	100
9	Risk Management	29/07/2024	4	4	100
10	Audit Committee	01/08/2024	6	6	100

D. *ATTENDANCE OF DIRECTORS

S. No.	Name of the director	Board Meetings			Committee Meetings			Whether attended AGM held on
		Number of Meetings which director was entitled to attend	Number of Meetings attended	% of attendance	Number of Meetings which director was entitled to attend	Number of Meetings attended	% of attendance	
								(Y/N/NA)
1	DORAB ERAC	9	9	100	17	17	100	
2	KUOK KHOOI	9	7	77.78	11	6	54.55	
3	ANGSHU MAL	9	9	100	13	12	92.31	
4	MADHU RAM,	9	9	100	16	16	100	
5	ANUP PRAVIN	9	9	100	17	17	100	
6	DIPALI HEMA	9	9	100	16	16	100	
7	RAVINDRA KI	9	9	100	2	2	100	

X. *REMUNERATION OF DIRECTORS AND KEY MANAGERIAL PERSONNEL

☐ Nil

Number of Managing Director, Whole-time Directors and/or Manager whose remuneration details to be entered

2

S. No.	Name	Designation	Gross Salary	Commission	Stock Option/ Sweat equity	Others	Total Amount
1	ANGSHU MALLICK	MANAGING DIR	52,100,000	0	0	6,900,000	59,000,000
2	RAVINDRA KUMAR	WHOLE TIME D	20,400,000	0	0	4,500,000	24,900,000
	Total		72,500,000	0	0	11,400,000	83,900,000

Number of CEO, CFO and Company secretary whose remuneration details to be entered

2

S. No.	Name	Designation	Gross Salary	Commission	Stock Option/ Sweat equity	Others	Total Amount
1	SHRIKANT KANHE	CFO	19,649,392			3,375,410	23,024,802
2	DARSHIL LAKHIA	COMPANY SEC	2,727,157			842,602	3,569,759
	Total		22,376,549			4,218,012	26,594,561

Number of other directors whose remuneration details to be entered

4

S. No.	Name	Designation	Gross Salary	Commission	Stock Option/ Sweat equity	Others	Total Amount
1	DORAB MISTRY	NON EXECUTIV	0	2,000,000	0	1,525,000	3,525,000

S. No.	Name	Designation	Gross Salary	Commission	Stock Option/ Sweat equity	Others	Total Amount
2	MADHU RAMACHAN	NON EXECUTIVE	0	2,000,000	0	1,475,000	3,475,000
3	ANUP PRAVIN SH	NON EXECUTIVE	0	2,000,000	0	1,525,000	3,525,000
4	DIPALI HEMANT S	NON EXECUTIVE	0	2,000,000	0	1,475,000	3,475,000
	Total		0	8,000,000	0	6,000,000	14,000,000

XI. MATTERS RELATED TO CERTIFICATION OF COMPLIANCES AND DISCLOSURES

* A. Whether the company has made compliances and disclosures in respect of applicable provisions of the Companies Act, 2013 during the year ☒ Yes ☐ No

B. If No, give reasons/observations

XII. PENALTY AND PUNISHMENT - DETAILS THEREOF

(A) DETAILS OF PENALTIES / PUNISHMENT IMPOSED ON COMPANY/DIRECTORS /OFFICERS ☒ Nil

Name of the company/ directors/ officers	Name of the court/ concerned Authority	Date of Order	Name of the Act and section under which penalised / punished	Details of penalty/ punishment	Details of appeal (if any) including present status

(B) DETAILS OF COMPOUNDING OF OFFENCES ☒ Nil

Name of the company/ directors/ officers	Name of the court/ concerned Authority	Date of Order	Name of the Act and section under which offence committed	Particulars of offence	Amount of compounding (in Rupees)

XIII. Whether complete list of shareholders, debenture holders has been enclosed as an attachment

☐ Yes ☒ No

(In case of 'No', submit the details separately through the method specified in instruction kit)

XIV. COMPLIANCE OF SUB-SECTION (2) OF SECTION 92, IN CASE OF LISTED COMPANIES

In case of a listed company or a company having paid up share capital of Ten Crore rupees or more or turnover of Fifty Crore rupees or more, details of company secretary in whole time practice certifying the annual return in Form MGT-8.

Name

RAIMEEN MARADIYA

Whether associate or fellow

☐ Associate ☒ Fellow

Certificate of practice number

17554

I/We certify that:

- (a) The return states the facts, as they stood on the date of the closure of the financial year aforesaid correctly and adequately.
(b) Unless otherwise expressly stated to the contrary elsewhere in this Return, the Company has complied with all the provisions of the Act during the financial year.

Declaration

I am Authorised by the Board of Directors of the company vide resolution no. ... 24 dated 05/08/2015

(DD/MM/YYYY) to sign this form and declare that all the requirements of the Companies Act, 2013 and the rules made thereunder in respect of the subject matter of this form and matters incidental thereto have been complied with. I further declare that:

1. Whatever is stated in this form and in the attachments thereto is true, correct and complete and no information material to the subject matter of this form has been suppressed or concealed and is as per the original records maintained by the company.
2. All the required attachments have been completely and legibly attached to this form.

Note: Attention is also drawn to the provisions of Section 447, section 448 and 449 of the Companies Act, 2013 which provide for punishment for fraud, punishment for false statement and punishment for false evidence respectively.

To be digitally signed by

Director

DIN of the director

02481358

To be digitally signed by

☒ Company Secretary

☐ Company secretary in practice

Membership number

20217

Certificate of practice number

Attachments

1. List of share holders, debenture holders
2. Approval letter for extension of AGM;
3. Copy of MGT-8;
4. Optional Attachement(s), if any

Attach**Attach****Attach****Attach****List of attachments**

Annexure to MGT 7 FII.pdf
Annexure to MGT 7.pdf

Remove attachment

Modify

Check Form

Prescrutiny

Submit

This eForm has been taken on file maintained by the Registrar of Companies through electronic mode and on the basis of statement of correctness given by the company

Details of Committee Meetings held during the F.Y. 2024-2025

Sr. No.	Type of meeting	Date of meeting	Total Number of members as on the date of meeting	Attendance	
				Number of members attended	% of attendance
11.	Audit Committee	24/10/2024	6	6	100
12	Nomination and Remuneration Committee	24/10/2024	6	5	83.33
13	Environmental, Social and Governance Committee	24/10/2024	6	6	100
14	Nomination and Remuneration Committee	04/12/2024	6	4	66.67
15	Nomination and Remuneration Committee	30/12/2024	6	6	100
16	Audit Committee	27/01/2025	5	5	100
17	Nomination and Remuneration Committee	27/01/2025	5	5	100
18	Risk Management Committee	27/01/2025	3	3	100
19.	Stakeholders' Relationship Committee	27/01/2025	3	3	100

Awl Agri Business Limited						
Details in respect of shares held by or on behalf of the FIs/ FPIs.						
Sr. No	Name Of FI/ FPI	Address	Date of Incorporation	Country Of Incorporation	No. of Share	% of share holding
26	ARES DIVERSIFIED	ICICI BANK LTD EMPIRE COMPLEX 1ST FLOOR SMS DEPT 414 S B MARG LOWER PAREL WEST MUMBAI MAHARASHTRA			517775	0.0398
27	BLACKROCK GLOBAL FUNDS - ASIAN MULTI ASSET INCOME FUND	DEUTSCHE BANK AG, DB HOUSE HAZARIMAL SOMANI MARG, P.O.BOX NO. 1142, FORT MUMBAI			3046	0.0002
28	BONITAS POOLED INVESTMENT FUND SERIES - SMART ASIAN EQUITY FUND	HSBC SECURITIES SERVICES 11TH FLR, BLDG NO.3, NESCO - IT PARK NESCO COMPLEX, W E HIGHWAY GOREGAON EAST, MUMBAI			23281	0.0018
29	CITIGROUP GLOBAL MARKETS MAURITIUS PRIVATE LIMITED - ODI	CITIBANK N.A. CUSTODY SERVICES FIFC- 9TH FLOOR, G BLOCK PLOT C-54 AND C-55, BKC BANDRA - EAST, MUMBAI			64942	0.005
30	COPTHALL MAURITIUS INVESTMENT LIMITED - ODI ACCOUNT	JP Morgan Chase Bank N.A, INDIA SUB CUSTODY 9th Floor, Tower A Block 9, NKP, Western Express Highway, Goregaon E.			73934	0.0057
31	EMERGING MARKETS SUSTAINABILITY CORE 1 PORTFOLIO	CITIBANK N.A. CUSTODY SERVICES FIFC- 9TH FLOOR, G BLOCK PLOT C-54 AND C-55, BKC BANDRA - EAST, MUMBAI			14560	0.0011
32	EMERGING MARKETS SUSTAINABILITY CORE EQUITY FUND OF DIMENSIONAL FUNDS PLC	CITIBANK N.A. CUSTODY SERVICES FIFC- 9TH FLOOR, G BLOCK PLOT C-54 AND C-55, BKC BANDRA - EAST, MUMBAI			15077	0.0012
33	FRANKLIN TEMPLETON ETF TRUST - FRANKLIN FTSE INDIA ETF	DEUTSCHE BANK AG, DB HOUSE HAZARIMAL SOMANI MARG, P.O.BOX NO. 1142, FORT MUMBAI			375999	0.0289
34	FRANKLIN TEMPLETON ICAV FRANKLIN FTSE INDIA UCITS ETF	DEUTSCHE BANK AG, DB HOUSE HAZARIMAL SOMANI MARG, P.O.BOX NO. 1142, FORT MUMBAI			253280	0.0195
35	INDIA OPPORTUNITIES GROWTH FUND LTD PINEWOOD STRATEGY	STANDARD CHARTERED BANK Securities Services, 3rd Floor 23-25 MAHATMA GANDHI ROAD FORT, MUMBAI			50000	0.0038
36	JUPITER INDIA FUND	CITIBANK N.A. CUSTODY SERVICES FIFC- 9TH FLOOR, G BLOCK PLOT C-54 AND C-55, BKC BANDRA - EAST, MUMBAI			3469733	0.267
37	MERCER UCITS COMMON CONTRACTUAL FUND - NFU MUTUAL GLOBAL REGIONAL CORE FUND	CITIBANK N.A. CUSTODY SERVICES FIFC- 9TH FLOOR, G BLOCK PLOT C-54 AND C-55, BKC BANDRA - EAST, MUMBAI			6404	0.0005
38	MORGAN STANLEY ASIA (SINGAPORE) PTE. ODI	CITIBANK N.A. CUSTODY SERVICES FIFC- 9TH FLOOR, G BLOCK PLOT C-54 AND C-55, BKC BANDRA - EAST, MUMBAI			6980058	0.5371
39	NUVAMA INDIA OPPORTUNITIES FUND - CLASS C	33 EDITH CAVELL STREET PORT LOUIS			3651	0.0003
40	REASSURE LIMITED	HSBC SECURITIES SERVICES 11TH FLOOR, BLDG 3, NESCO - IT PARK NESCO COMPLEX, W.E. HIGHWAY GOREGAON (EAST), MUMBAI			13450	0.001
41	SOMERVILLE TRADING ENTERPRISES, LLC	JP Morgan Chase Bank, N.A. India Sub Custody 9th Floor, Tower A Block 9, NKP Western Express Highway, Goregaon E.			232036	0.0179
42	UNIVERSAL-INVESTMENT-GESELLSCHAFT MBH FOR UI-ZW-FONDS	HSBC SECURITIES SERVICES 11TH FLOOR, BLDG 3, NESCO - IT PARK NESCO COMPLEX, W.E. HIGHWAY GOREGAON (EAST), MUMBAI			92762	0.0071
43	VANGUARD ESG INTERNATIONAL STOCK ETF	JP Morgan Chase Bank N.A, INDIA SUB CUSTODY 9th Floor, Tower A Block 9, NKP, Western Express Highway, Goregaon E.			61300	0.0047
44	VANGUARD FUNDS PUBLIC LIMITED COMPANY - VANGUARD FTSE ALL-WORLD UCITS ETF	HSBC SECURITIES SERVICES 11TH FLOOR BLDG 3 NESCO IT PARK NESCO COMPLEX W E HIGHWAY GOREGAON EAST MUMBAI			41235	0.0032
45	INDUSTRIENS PENSIONSFOERSIKRING A/S	JP Morgan Chase Bank N.A, India Sub Custody 9th Floor, Tower A Block 9, NKP, Western Express Highway, Goregaon E.			135525	0.0104
46	JNL EMERGING MARKETS INDEX FUND	JP Morgan Chase Bank N.A, India Sub Custody 9th Floor, Tower A Block 9, NKP, Western Express Highway, Goregaon E.			8375	0.0006
47	JOHN HANCOCK TRUST COMPANY COLLECTIVE INVESTMENT TRUST - JOHN HANCOCK EMERGING MARKETS EQUITY TRUST	CITIBANK N.A. CUSTODY SERVICES, FIFC- 9TH FLOOR, G BLOCK, PLOT C-54 AND C-55, BKC, BANDRA - EAST, MUMBAI			24114	0.0019
48	LEGAL & GENERAL FUTURE WORLD ESG EMERGING MARKETS INDEX FUND	CITIBANK N.A. CUSTODY SERVICES FIFC- 9TH FLOOR, G BLOCK PLOT C-54 AND C-55, BKC BANDRA - EAST, MUMBAI			4987	0.0004
49	MONETARY AUTHORITY OF SINGAPORE ACCOUNT 9	CITIBANK N.A. CUSTODY SERVICES FIFC- 9TH FLOOR, G BLOCK PLOT C-54 AND C-55, BKC BANDRA - EAST, MUMBAI			320502	0.0247
50	NATIONAL PENSION INSURANCE FUND- ENHANCED ASIA-PACIFIC MIX EQUITY MANDATE-BLACKROCK INSTITUTIONAL TRUST COMPANY, N.A.-EKT73	JP Morgan Chase Bank N.A, India Sub Custody 9th Floor, Tower A Block 9, NKP, Western Express Highway, Goregaon E.			11312	0.0009
51	STATE STREET IRELAND UNIT TRUST STATE STREET IUT EMERGING MARKET EQUITY INDEX FUND	DEUTSCHE BANK AG, DB HOUSE HAZARIMAL SOMANI MARG, P.O.BOX NO. 1142, FORT MUMBAI			4256	0.0003
52	THE MASTER TRUST BANK OF JAPAN, LTD. AS TRUSTEE FOR GOVERNMENT PENSION INVESTMENT FUND MTBJ400045828	CITIBANK N.A. CUSTODY SERVICES FIFC- 9TH FLOOR, G BLOCK PLOT C-54 AND C-55, BKC BANDRA - EAST, MUMBAI			49776	0.0038

53	UBS FUND MANAGEMENT (SWITZERLAND) AG ON BEHALF OF HABSBURG INSTITUTIONAL FUND - AKTIEN EMERGING MARKETS	JP Morgan Chase Bank N.A, India Sub Custody 9th Floor, Tower A Block 9, NKP, Western Express Highway, Goregaon E.			54248	0.0042
54	ULLICO DIVERSIFIED INTERNATIONAL EQUITY FUND, L.P.	DEUTSCHE BANK AG, DB HOUSE HAZARIMAL SOMANI MARG, P.O.BOX NO. 1142, FORT MUMBAI			3454	0.0003
55	UNIVERSAL-INVESTMENT-GESELLSCHAFT MBH FOR UI-BA-FONDS	HSBC SECURITIES SERVICES 11TH FLOOR, BLDG 3, NESCO - IT PARK NESCO COMPLEX, W.E. HIGHWAY GOREGAON (EAST), MUMBAI			449339	0.0346
56	UTAH STATE RETIREMENT SYSTEMS	CITIBANK N.A. CUSTODY SERVICES FIFC- 9TH FLOOR, G BLOCK PLOT C-54 AND C-55, BKC BANDRA - EAST, MUMBAI			15980	0.0012
57	MIRAE ASSET TU INDIA PRIVATELY PLACED MASTER INVESTMENT TRUST	HSBC SECURITIES SERVICES 11TH FLOOR, BLDG 3, NESCO - IT PARK NESCO COMPLEX, W.E. HIGHWAY GOREGAON (EAST), MUMBAI			236000	0.0182
58	UNICO GLOBAL OPPORTUNITIES FUND LIMITED	ICICI BANK LTD 1ST FLOOR EMPIRE COMPLEX 414 S B MARG LOWER PAREL MUMBAI MAHARASHTRA			118400	0.0091
59	VANGUARD ASIA EX JAPAN SHARES INDEX FUND	JP Morgan Chase Bank N.A, INDIA SUB CUSTODY 9th Floor, Tower A Block 9, NKP, Western Express Highway, Goregaon E.			14600	0.0011
60	VANGUARD FIDUCIARY TRUST COMPANY INSTITUTIONAL TOTAL INTERNATIONAL STOCK MARKET INDEX TRUST II	JP Morgan Chase Bank N.A, INDIA SUB CUSTODY 9th Floor, Tower A Block 9, NKP, Western Express Highway, Goregaon E.			2548540	0.1961
61	VANGUARD INVESTMENT SERIES PLC - VANGUARD ESG EMERGING MARKETS ALL CAP EQUITY INDEX FUND	HSBC SECURITIES SERVICES 11TH FLOOR BLDG 3 NESCO IT PARK NESCO COMPLEX W E HIGHWAY GOREGAON EAST MUMBAI			42399	0.0033
62	VANGUARD EMERGING MARKETS STOCK INDEX FUND, A SERIES OF VANGUARD INTERNATIONAL EQUITY INDEX FUNDS	JP Morgan Chase Bank N.A, INDIA SUB CUSTODY 9th Floor, Tower A Block 9, NKP, Western Express Highway, Goregaon E.			4503898	0.3465
63	VANGUARD TOTAL WORLD STOCK INDEX FUND	DEUTSCHE BANK AG DB HOUSE, HAZARIMAL SOMANI MARG POST BOX NO. 1142, FORT MUMBAI			221428	0.017
64	BNP PARIBAS FINANCIAL MARKETS	BNP PARIBAS, CUSTODY OPERATIONS BNP PARIBAS HOUSE, 6TH FLOOR 1 NORTH AVENUE, MAKER MAXITY BKC, BANDRA EAST, MUMBAI			56	0
65	BOFA SECURITIES EUROPE SA - ODI	CITIBANK N.A. CUSTODY SERVICES FIFC- 9TH FLOOR, G BLOCK PLOT C-54 AND C-55, BKC BANDRA - EAST, MUMBAI			341658	0.0263
66	CITADEL SECURITIES SINGAPORE PTE. LIMITED	JP Morgan Chase Bank N.A, India Sub Custody 9th Floor, Tower A Block 9, NKP, Western Express Highway, Goregaon E.			113404	0.0087
67	DIMENSIONAL EMERGING MARKETS SUSTAINABILITY CORE 1 ETF OF DIMENSIONAL ETF TRUST	CITIBANK N.A. CUSTODY SERVICES FIFC- 9TH FLOOR, G BLOCK PLOT C-54 AND C-55, BKC BANDRA - EAST, MUMBAI			9488	0.0007
68	DIVERSIFIED EQUITY MASTER PORTFOLIO OF MASTER INVESTMENT PORTFOLIO	DEUTSCHE BANK AG, DB HOUSE HAZARIMAL SOMANI MARG, P.O.BOX NO. 1142, FORT MUMBAI			291082	0.0224
69	GOLDMAN SACHS (SINGAPORE) PTE. - ODI	STANDARD CHARTERED BANK SECURITIES SERVICES OPERATIONS 3RD FLOOR, 23-25, M.G ROAD FORT, MUMBAI, INDIA			100121	0.0077
70	GSA QMS MASTER FUND LIMITED	STANDARD CHARTERED BANK SECURITIES SERVICES, 3RD FLOOR 23-25 MAHATMA GANDHI ROAD FORT, MUMBAI			93479	0.0072
71	LEGAL & GENERAL GLOBAL EMERGING MARKETS INDEX FUND	CITIBANK N.A. CUSTODY SERVICES FIFC- 9TH FLOOR, G BLOCK PLOT C-54 AND C-55, BKC BANDRA - EAST, MUMBAI			154454	0.0119
72	LEGAL AND GENERAL ASSURANCE SOCIETY LIMITED	CITIBANK N.A. CUSTODY SERVICES FIFC- 9TH FLOOR, G BLOCK PLOT C-54 AND C-55, BKC BANDRA - EAST, MUMBAI			3243	0.0002
73	MAYBANK SECURITIES PTE LTD	HDFC BANK LIMITED CUSTODY OPERATIONS EMPIRE PLAZA 1 4TH FLOOR LBS MARG CHANDAN NAGAR VIKHROLI WEST MUMBAI			185000	0.0142
74	NEW YORK STATE COMMON RETIREMENT FUND	JP Morgan Chase Bank N.A, INDIA SUB CUSTODY 9th Floor, Tower A Block 9, NKP, Western Express Highway, Goregaon E.			51416	0.004
75	NEXUS GLOBAL OPPORTUNITIES FUND	SBI SG GLOBAL SECURITIES SERVICES PL JEEVAN SEVA ANNEXE BUILDING GR FLOOR, S V ROAD SANTACRUZ WEST, MUMBAI			75000	0.0058
76	SCOTIA EMERGING MARKETS EQUITY INDEX TRACKER ETF	DEUTSCHE BANK AG, DB HOUSE HAZARIMAL SOMANI MARG, P.O.BOX NO. 1142, FORT MUMBAI			1653	0.0001
77	SCOTTISH WIDOWS INVESTMENT SOLUTIONS FUNDS ICVC - EMERGING MARKETS PARIS-ALIGNED INDEX EQUITY TRACKER FUND	CITIBANK N.A. CUSTODY SERVICES FIFC- 9TH FLOOR, G BLOCK PLOT C-54 AND C-55, BKC BANDRA - EAST, MUMBAI			26387	0.002
78	STATE OF ALASKA RETIREMENT AND BENEFITS PLANS MANAGED BY DIMENSIONAL FUND ADVISORS LP	CITIBANK N.A. CUSTODY SERVICES FIFC- 9TH FLOOR, G BLOCK PLOT C-54 AND C-55, BKC BANDRA - EAST, MUMBAI			5455	0.0004
79	AL MAHA INVESTMENT FUND PCC-ONYX STRATEGY	ICICI BANK LTD EMPIRE COMPLEX 1ST FLOOR 414 S B MARG LOWER PAREL (W) MUMBAI MAHARASHTRA			400000	0.0308

80	ARIAL HOLDINGS 1	ORBIS FINANCIAL CORPORATION LTD 4 A, OCUS TECHNOPLIS GOLF CLUB ROAD, SECTOR-54 GURGAON		560895	0.0432
81	BLACKROCK FUNDS I ICAV-BLACKROCK ADVANTAGE EMERGING MARKETS EQUITY FUND	JP Morgan Chase Bank N.A, India Sub Custody 9th Floor, Tower A Block 9, NKP, Western Express Highway,Goregaon E.		6717	0.0005
82	BNP PARIBAS FINANCIAL MARKETS - ODI	BNP PARIBAS HOUSE 1 NORTH AVENUE, MAKER MAXITY BANDRA KURLA COMPLEX, BANDRA EAST MUMBAI		1678870	0.1292
83	DIMENSIONAL EMERGING MARKETS EX CHINA CORE EQUITY ETF OF DIMENSIONAL ETF TRUST	CITIBANK N.A. CUSTODY SERVICES FIFC- 9TH FLOOR, G BLOCK PLOT C-54 AND C-55, BKC BANDRA - EAST, MUMBAI		8591	0.0007
84	DIMENSIONAL FUNDS PLC - MULTI-FACTOR EQUITY FUND	DEUTSCHE BANK AG, DB HOUSE HAZARIMAL SOMANI MARG, P.O.BOX NO. 1142, FORT MUMBAI		8220	0.0006
85	HSBC POOLED INVESTMENT FUND - HSBC POOLED ASIA PACIFIC EX JAPAN EQUITY INDEX TRACKING FUND	HSBC SECURITIES SERVICES 11TH FLR, BLDG NO.3, NESCO - IT PARK NESCO COMPLEX, W E HIGHWAY GOREGAON EAST, MUMBAI		45056	0.0035
86	NORTH STAR OPPORTUNITIES FUND VCC- BULL VALUE INCORPORATED VCC SUB- FUND	ORBIS FINANCIAL CORPORATION LTD 4A OCUS TECHNOPLIS GOLF CLUB ROAD, SECTOR-54 GURGAON		232209	0.0179
87	PEOPLE'S BANK OF CHINA	DEUTSCHE BANK AG, DB HOUSE HAZARIMAL SOMANI MARG, P.O.BOX NO. 1142, FORT MUMBAI		11352	0.0009
88	PGGM WORLD EQUITY II B. V.	CITIBANK N.A. CUSTODY SERVICES FIFC- 9TH FLOOR, G BLOCK PLOT C-54 AND C-55, BKC BANDRA - EAST, MUMBAI		79015	0.0061
89	PROFUSION GROWTHCAP STRATEGY PTE. LTD	ORBIS FINANCIAL CORPORATION LTD 4A OCUS TECHNOPLIS GOLF CLUB ROAD, SECTOR-54 GURGAON		2622019	0.2017
90	RED BAY LTD	DEUTSCHE BANK AG DB HOUSE, HAZARIMAL SOMANI MARG POST BOX NO. 1142, FORT MUMBAI		31441	0.0024
91	SOCIETE GENERALE - ODI	SBI-SG GLOBAL SECURITIES SERVICES PL JEEVAN SEVA EXTENSION BUILDING GROUND FLOOR S V ROAD SANTACRUZ WEST MUMBAI		3484308	0.2681
92	WORLD ALLOCATION 60/40 FUND OF DIMENSIONAL FUNDS PLC	CITIBANK N.A. CUSTODY SERVICES FIFC- 9TH FLOOR, G BLOCK PLOT C-54 AND C-55, BKC BANDRA - EAST, MUMBAI		5002	0.0004
93	BERESFORD FUNDS ICAV	CITIBANK N.A. CUSTODY SERVICES FIFC- 9TH FLOOR, G BLOCK PLOT C-54 AND C-55, BKC BANDRA - EAST, MUMBAI		4533	0.0003
94	BLACKROCK FUNDS I ICAV - BLACKROCK ADVANTAGE ASIA EX JAPAN EQUITY FUND	JP Morgan Chase Bank N.A, India Sub Custody 9th Floor, Tower A Block 9, NKP, Western Express Highway,Goregaon E.		9250	0.0007
95	BNY MELLON EMERGING MARKETS EQUITY ETF	DEUTSCHE BANK AG, DB HOUSE HAZARIMAL SOMANI MARG, P.O.BOX NO. 1142, FORT MUMBAI		1208	0.0001
96	CALIFORNIA PUBLIC EMPLOYEES' RETIREMENT SYSTEM	HSBC SECURITIES SERVICES 11TH FLOOR BLDG 3 NESCO IT PARK NESCO COMPLEX W E HIGHWAY GOREGAON EAST MUMBAI		227030	0.0175
97	CITRINE FUND LIMITED	DEUTSCHE BANK AG, DB HOUSE HAZARIMAL SOMANI MARG, P.O.BOX NO. 1142, FORT MUMBAI		10000	0.0008
98	EBISU GLOBAL OPPORTUNITIES FUND LIMITED	ICICI BANK LTD EMPIRE COMPLEX 1ST FLOOR 414 S B MARG LOWER PAREL WEST MUMBAI MAHARASHTRA		200000	0.0154
99	EMERGING MARKETS CORE EQUITY FUND OF DIMENSIONAL FUNDS ICVC	DEUTSCHE BANK AG, DB HOUSE HAZARIMAL SOMANI MARG, P.O.BOX NO. 1142, FORT MUMBAI		45384	0.0035
100	MACKENZIE EMERGING MARKETS EQUITY INDEX ETF	DEUTSCHE BANK AG, DB HOUSE HAZARIMAL SOMANI MARG, P.O.BOX NO. 1142, FORT MUMBAI		3618	0.0003
101	METEOR CAPITAL FUND VCC- METEOR BALANCED PORTFOLIO INCORPORATED VCC SUB-FUND	ORBIS FINANCIAL CORPORATION LTD 4A OCUS TECHNOPLIS GOLF CLUB ROAD, SECTOR-54 GURGAON		101	0
102	THE BOARD OF THE PENSION PROTECTION FUND	CITIBANK N.A. CUSTODY SERVICES FIFC- 9TH FLOOR, G BLOCK PLOT C-54 AND C-55, BKC BANDRA - EAST, MUMBAI		37831	0.0029
103	UNIVERSAL-INVESTMENT-LUXEMBOURG S.A. ON BEHALF OF UNIVEST	CITIBANK N.A. CUSTODY SERVICES FIFC- 9TH FLOOR, G BLOCK PLOT C-54 AND C-55, BKC BANDRA - EAST, MUMBAI		4770	0.0004
104	VALIC COMPANY I EMERGING ECONOMIES FUND	DEUTSCHE BANK AG, DB HOUSE HAZARIMAL SOMANI MARG, P.O.BOX NO. 1142, FORT MUMBAI		355413	0.0273
105	VANGUARD FUNDS PLC - VANGUARD ESG EMERGING MARKETS ALL CAP UCITS ETF	HSBC SECURITIES SERVICES 11TH FLOOR, BLDG 3, NESCO - IT PARK NESCO COMPLEX, W.E. HIGHWAY GOREGAON (EAST), MUMBAI		1986	0.0002
106	VANGUARD FUNDS PLC / VANGUARD ESG GLOBAL ALL CAP UCITS ETF	HSBC SECURITIES SERVICES 11TH FLOOR, BLDG 3, NESCO - IT PARK NESCO COMPLEX, W.E. HIGHWAY GOREGAON (EAST), MUMBAI		11543	0.0009
107	VANGUARD FUNDS PUBLIC LIMITED COMPANY - VANGUARD FTSE EMERGING MARKETS UCITS ETF	HSBC SECURITIES SERVICES 11TH FLOOR BLDG 3 NESCO IT PARK NESCO COMPLEX W E HIGHWAY GOREGAON EAST MUMBAI		145919	0.0112
108	VANGUARD INVESTMENTS FUNDS ICVC- VANGUARD FTSE GLOBAL ALL CAP INDEX FUND	DEUTSCHE BANK AG, DB HOUSE HAZARIMAL SOMANI MARG, P.O.BOX NO. 1142, FORT MUMBAI		6125	0.0005
109	BEACON STONE CAPITAL VCC - BEACON STONE I	#19-96, THE CENTRAL 8 EU TONG SEN STREET SINGAPORE		300000	0.0231

110	BLACKROCK COLLECTIVE INVESTMENT FUNDS - ISHARES EMERGING MARKETS EQUITY ESG INDEX FUND (UK)	BANK OF NEW YORK MELLON 160 QUEEN VICTORIA ST LONDON EC4V 4LA UNITED KINGDOM		23282	0.0018
111	BLACKROCK COLLECTIVE INVESTMENT FUNDS - ISHARES EMERGING MARKETS EQUITY INDEX FUND (UK)	DEUTSCHE BANK AG, DB HOUSE HAZARIMAL SOMANI MARG, P.O.BOX NO. 1142, FORT MUMBAI		253017	0.0195
112	BLACKROCK STRATEGIC FUNDS - BLACKROCK SYSTEMATIC ASIA PACIFIC EQUITY ABSOLUTE RETURN FUND	CITIBANK N.A. CUSTODY SERVICES FIFC- 9TH FLOOR, G BLOCK PLOT C-54 AND C-55, BKC BANDRA - EAST, MUMBAI		76171	0.0059
113	BUREAU OF LABOR FUNDS- LABOR PENSION FUND-ENHANCED ASIA-PACIFIC MIX EQUITY MANDATE-BLACKROCK INSTITUTIONAL TRUST COMPANY, N.A.- EBH24	JP Morgan Chase Bank N.A., India Sub Custody 9th Floor, Tower A Block 9, NKP, Western Express Highway, Goregaon E.		65743	0.0051
114	DFA AUSTRALIA LIMITED AS RESPONSIBLE ENTITY FOR DIMENSIONAL EMERGING MARKETS SUSTAINABILITY TRUST	CITIBANK N.A. CUSTODY SERVICES FIFC- 9TH FLOOR, G BLOCK PLOT C-54 AND C-55, BKC BANDRA - EAST, MUMBAI		14074	0.0011
115	GENERAL ORGANIZATION FOR SOCIAL INSURANCE	CITIBANK N.A. CUSTODY SERVICES FIFC- 9TH FLOOR, G BLOCK PLOT C-54 AND C-55, BKC BANDRA - EAST, MUMBAI		171370	0.0132
116	HSBC BANK PLC AS TRUSTEE OF STATE STREET AUT EMERGING MARKET SCREENED INDEX EQUITY FUND	HSBC SECURITIES SERVICES 11TH FLOOR BLDG 3 NESCO IT PARK NESCO COMPLEX W E HIGHWAY GOREGAON EAST MUMBAI		339569	0.0261
117	LEGAL AND GENERAL ASSURANCE (PENSIONS MANAGEMENT) LIMITED	CITIBANK N.A. CUSTODY SERVICES FIFC- 9TH FLOOR, G BLOCK PLOT C-54 AND C-55, BKC BANDRA - EAST, MUMBAI		211557	0.0163
118	MINERVA VENTURES FUND	ICICI BANK LTD EMPIRE COMPLEX 1ST FLOOR 414 S B MARG LOWER PAREL WEST MUMBAI MAHARASHTRA		379693	0.0292
119	MIRAE ASSET INDIA SMALL-MID CAP FOCUS EQUITY MASTER INVESTMENT TRUST	CITIBANK N.A. CUSTODY SERVICES FIFC- 9TH FLOOR, G BLOCK PLOT C-54 AND C-55, BKC BANDRA - EAST, MUMBAI		1709034	0.1315
120	NOVA GLOBAL OPPORTUNITIES FUND PCC TOUCHSTONE	ORBIS FINANCIAL CORPORATION LTD 4 A OCUS TECHNOPOLEIS, GOLF CLUB ROAD, SECTOR-54, GURGAON		309577	0.0238
121	SCHWAB EMERGING MARKETS EQUITY ETF	DEUTSCHE BANK AG DB HOUSE, HAZARIMAL SOMANI MARG POST BOX NO. 1142, FORT MUMBAI		422796	0.0325
122	SEDCO CAPITAL GLOBAL UCITS - SC GLOBAL EMERGING MARKET EQUITIES PASSIVE FUND	HSBC SECURITIES SERVICES 11TH FLOOR, BLDG 3, NESCO - IT PARK NESCO COMPLEX, W.E. HIGHWAY GOREGAON (EAST), MUMBAI		5127	0.0004
123	WISDOMTREE INDIA INVESTMENT PORTFOLIO, INC.	STANDARD CHARTERED BANK SECURITIES SERVICES, 3RD FLOOR 23-25 MAHATMA GANDHI ROAD FORT, MUMBAI		20134	0.0015
124	AMUNDI INDEX SOLUTIONS - AMUNDI PRIME EMERGING MARKETS	HSBC SECURITIES SERVICES 11TH FLOOR, BLDG 3, NESCO - IT PARK NESCO COMPLEX, W.E. HIGHWAY GOREGAON (EAST), MUMBAI		1898	0.0001
125	ANNEMIE GODELIEVE GOEDEME	ORBIS FINANCIAL CORPORATION LTD 4 A, OCUS TECHNOPOLEIS GOLF CLUB ROAD, SECTOR-54 GURGAON		391	0
126	BUREAU OF LABOR FUNDS- LABOR INSURANCE FUND-ENHANCED ASIA-PACIFIC MIX EQUITY MANDATE- BLACKROCK INSTITUTIONAL TRUST COMPANY, N.A.-EBH27	JP Morgan Chase Bank N.A., India Sub Custody 9th Floor, Tower A Block 9, NKP, Western Express Highway, Goregaon E.		11229	0.0009
127	DFA AUSTRALIA LIMITED AS RESPONSIBLE ENTITY FOR DIMENSIONAL EMERGING MARKETS VALUE TRUST	CITIBANK N.A. CUSTODY SERVICES FIFC- 9TH FLOOR, G BLOCK PLOT C-54 AND C-55, BKC BANDRA - EAST, MUMBAI		20174	0.0016
128	EASTSPRING INVESTMENTS INDIA CONSUMER EQUITY OPEN LIMITED	DEUTSCHE BANK AG DB HOUSE, HAZARIMAL SOMANI MARG POST BOX NO. 1142, FORT MUMBAI		2890000	0.2224
129	EMERGING MARKETS EX CHINA ALPHA TILTS - ENHANCED FUND	JP Morgan Chase Bank N.A., India Sub Custody 9th Floor, Tower A Block 9, NKP, Western Express Highway, Goregaon E.		686102	0.0528
130	EMERGING MARKETS EX CHINA CORE EQUITY PORTFOLIO OF DFA INVESTMENT DIMENSIONS GROUP INC.	CITIBANK N.A. CUSTODY SERVICES FIFC- 9TH FLOOR, G BLOCK PLOT C-54 AND C-55, BKC BANDRA - EAST, MUMBAI		27910	0.0021
131	EMERGING MARKETS SOCIAL CORE EQUITY PORTFOLIO OF DFA INVESTMENT DIMENSIONS GROUP INC.	CITIBANK N.A. CUSTODY SERVICES FIFC- 9TH FLOOR, G BLOCK PLOT C-54 AND C-55, BKC BANDRA - EAST, MUMBAI		22071	0.0017
132	FRANKLIN TEMPLETON ICAV-FRANKLIN FTSE EMERGING EX CHINA UCITS ETF	DEUTSCHE BANK AG, DB HOUSE HAZARIMAL SOMANI MARG, P.O.BOX NO. 1142, FORT MUMBAI		145	0
133	IRISH LIFE ASSURANCE PLC	CITIBANK N.A. CUSTODY SERVICES FIFC- 9TH FLOOR, G BLOCK PLOT C-54 AND C-55, BKC BANDRA - EAST, MUMBAI		42012	0.0032
134	PUTM ACS SUSTAINABLE INDEX EMERGING MARKET EQUITY FUND	HSBC SECURITIES SERVICES 11TH FLOOR BLDG 3 NESCO IT PARK NESCO COMPLEX W E HIGHWAY GOREGAON EAST MUMBAI		41038	0.0032
135	SJANA ANN GREVERAARS	ORBIS FINANCIAL CORPORATION LTD. 4 A, OCUS TECHNOPOLEIS SECTOR 54, GOLF CLUB ROAD GURGAON		372	0
136	SPDR PORTFOLIO EMERGING MARKETS ETF	HSBC SECURITIES SERVICES 11TH FLOOR BLDG 3 NESCO IT PARK NESCO COMPLEX W E HIGHWAY GOREGAON EAST MUMBAI		169823	0.0131
137	THE JUPITER GLOBAL FUND-JUPITER INDIA SELECT	CITIBANK N.A. CUSTODY SERVICES FIFC- 9TH FLR, G BLOCK PLOT C-54 AND C-55, BKC BANDRA - EAST, MUMBAI		1211711	0.0932

